



## 2006 Harley Davidson Dyna All Models 2:1 Full System Install Instructions.


Step 1) Remove Old exhaust system from bike including stock exhaust bracket DO NOT REMOVE STUDS.



Step 2) Loosen right side foot peg bolt ( this step allows new pipe to go on smoothly.



3) Install new head pipes leaving loose at head.




4) Slip on new muffler over collector leaving loose, turn muffler to put bolts at 8 o' clock.






5) slide new bracket onto bolts hand tighten.



6) Install and tighten nuts to bottom of muffler.



7) Tighten Up all other bolts in order back to front. Not forgetting to tighten up the foot peg.



